

Bellows pumps **KB series**



KB type



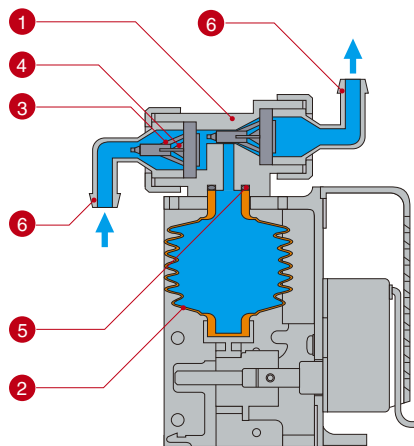
KBA type



KBR type

Persuit of compact-size and cost-effectiveness

The IWAKI bellows pump KB series (KB, KBA & KBR) is chemical feed pump which features the simplest structures and low cost. KBA and KBR, developed by pursuing compact-size and facilities which are used in the small flow range. Since all waste is eliminated and high reliability is ensured, KB series is suitable to various applications such as chemical feeding units, food processing machinery and analytical equipment in addition to quantitative chemical feeding to automatic photo developing machines.



Above illustration shows KBR type.

Wet-end Materials

Parts	Material	
1 Pump head	GFRPP	
2 Bellows	PP	
3 Poppet Valve A	PP	
4 Poppet Valve B	EPDM	FKM
5 O-Ring	EPDM	FKM
6 Inlet and Outlet	GFRPP	

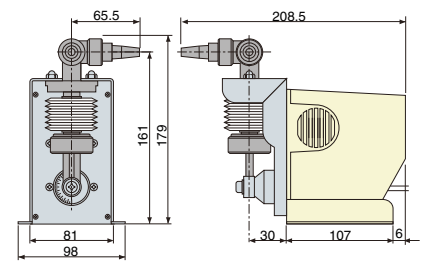


KB type

Specifications

Type	Model	Max.Capacity mL/min		Stroke rate spm		Max. Pressure MPa	Connection I.D. mm	Motor output W 50,60Hz
		50Hz	60Hz	50Hz	60Hz			
Simplex	KB-3X	1450	1740	110	132	0.03	12	3.2
	KB-4N	2150	2550	40	48	0.03	12	25
Duplex	2KB-3X	1450x2	1740x2	110	132	0.03	12	3.2

Dimensions in mm

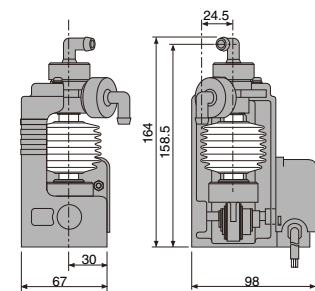


KBA type

Specifications

Type	Model	Max.Capacity mL/min		Stroke rate spm		Max. Pressure MPa	Connection I.D. mm	Motor input W 50,60Hz
		50Hz	60Hz	50Hz	60Hz			
Simplex	KBA-1Z	29	35	10	12	0.04	9	3.5
	KBA-2Z	62	75	10	12	0.04	9	3.5
	KBA-3Z	119	141	10	12	0.03	9	3.5
	KBA-3Y	146	175	12.5	15	0.02	9	3.5
	KBA-3X	232	278	20	24	0.01	9	3.5
	KBA-3V	300	360	30	36	0.01	9	4.5
Duplex	2KBA-1Z	29x2	35x2	10	12	0.03	9	3.5
	2KBA-2Z	62x2	75x2	10	12	0.03	9	3.5
	2KBA-3Z	119x2	141x2	10	12	0.02	9	3.5
	2KBA-3Y	146x2	175x2	12.5	15	0.01	9	3.5
	2KBA-3X	232x2	278x2	20	24	0.01	9	4.5
	2KBA-3V	300x2	360x2	30	36	0.01	9	4.5
Triplex	3KBA-1Z	30x3	36x3	10	12	0.02	9	3.5
	3KBA-2Z	64x3	77x3	10	12	0.02	9	3.5
	3KBA-3Z	119x3	143x3	10	12	0.02	9	3.5
	3KBA-3Y	146x3	175x3	12.5	15	0.01	9	3.5
	3KBA-3W	216x3	259x3	18	21.6	0.01	9	4.5

Dimensions in mm

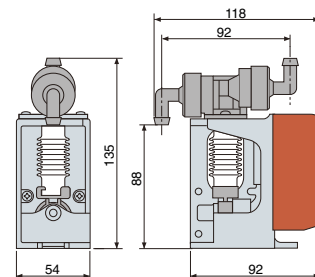


KBR type

Specifications

Type	Model	Max.Capacity mL/min		Stroke rate spm		Max. Pressure MPa	Connection I.D. mm	Motor input W 50,60Hz
		50Hz	60Hz	50Hz	60Hz			
Simplex	KBR-0Z	4.1	4.9	10	12	0.01	4	3.5
	KBR-0X	8.2	9.8	20	24	0.01	4	4.5
	KBR-1Z	17	20	10	12	0.01	9	3.5
	KBR-2Z	25	30	10	12	0.01	9	3.5
	KBR-2X	50	60	20	24	0.01	9	4.5
	KBR-3Z	90	108	10	12	0.01	9	3.5
	KBR-3X	180	216	20	24	0.01	9	4.5

Dimensions in mm



All illustrations above show "simplex" type.

Notes

- (1) Max.flow rate shown above is value under following conditions. • Clear water 20°C. • Discharge side is fully open.
- (2) Flow rate is varied by liquid temp.
- (3) Max.discharge pressure shown on above table is value when suction lift is 0 m.
- (4) Liquid temperature : KB:0-60°C, KBA:0-40°C, KBR:0-40°C
- (5) Ambient temperature : 0-40°C(10-40°C for 3KBA-3W 220/240V, 5-40°C for KBR)

www.iwakupumps.jp

IWAKI CO.,LTD. 6-6 Kanda-Sudacho 2-chome Chiyoda-ku Tokyo 101-8558 Japan TEL : (81)3 3254 2935 FAX : 3 3252 8892

EUROPE / U.S.A.

European office : IWAKI Europe GmbH	TEL: (49)2154 9254 0	FAX: 2154 9254 48
Austria : IWAKI (Austria) GmbH	TEL: (41)26 674 93 00	FAX: 26 674 93 02
Belgium : IWAKI Belgium N.V.	TEL: (32)13 67 02 00	FAX: 13 67 20 30
Denmark : IWAKI Nordic A/S	TEL: (45)48 24 2345	FAX: 48 24 2346
Finland : IWAKI Suomi Oy	TEL: (358)9 2745810	FAX: 9 2742715
France : IWAKI France S.A.	TEL: (33)1 69 63 33 70	FAX: 1 64 49 92 73
Germany : IWAKI Europe GmbH	TEL: (49)2154 9254 50	FAX: 2154 9254 55
Holland : IWAKI Holland B.V.	TEL: (31)297 241121	FAX: 297 273902
Italy : IWAKI Italia S.R.L.	TEL: (39)02 990 3931	FAX: 02 990 42888
Norway : IWAKI Norge AS	TEL: (47)66 81 16 60	FAX: 66 81 16 61
Spain : IWAKI Iberica Pumps, S.A.	TEL: (34)943 630030	FAX: 943 628799
Sweden : IWAKI Sverige AB	TEL: (46)8 511 72900	FAX: 8 511 72922
Switzerland : IWAKI (Schweiz) AG	TEL: (41)26 674 93 00	FAX: 26 674 93 02
U.K. : IWAKI Pumps (UK) Ltd.	TEL: (44)1743 231363	FAX: 1743 366507
U.S.A. : IWAKI America Inc.	TEL: (1)508 429 1440	FAX: 508 429 1386

ASIA / OCEANIA

Australia : IWAKI Pumps Australia Pty Ltd.	TEL: (61)2 9899 2411	FAX : 2 9899 2421
China		
Hong Kong : IWAKI Pumps Co., Ltd.	TEL: (852)2607 1168	FAX: 2607 1000
Shanghai : IWAKI Pumps (Shanghai) Co., Ltd.	TEL: (86)21 6272 7502	FAX: 21 6272 6929
Guangzhou : GFTZ IWAKI Engineering & Trading Co., Ltd.	TEL: (86)20 8435 0603	FAX: 20 8435 9181
Beijing : GFTZ Iwaki Engineering & Trading Co., Ltd. (Beijing office)	TEL: (86)10 6442 7713	FAX: 10 6442 7712
Korea : IWAKI Korea Co., Ltd.	TEL: (82)2 2630 4800	FAX: 2 2630 4801
Malaysia : IWAKI Sdn. Bhd.	TEL: (60)3 7803 8807	FAX: 3 7803 4800
Singapore : IWAKI Singapore Pte Ltd.	TEL: (65)6316 2028	FAX: 6316 3221
Indonesia : IWAKI Singapore (Indonesia Branch)	TEL: (62)21 6906606	FAX: 21 6906612
Taiwan : IWAKI Pumps Taiwan Co., Ltd.	TEL: (886)2 8227 6900	FAX: 2 8227 6818
Thailand : IWAKI (Thailand) Co.,Ltd.	TEL: (66)2 322 2471	FAX: 2 322 2477
Vietnam : IWAKI Pumps Vietnam Co., Ltd.	TEL: (84)613 933456	FAX: 613 933399

()Country codes

Caution for safety use: Before use of pump, read instruction manual carefully to use the product correctly. Actual pumps may differ from the photos. Specifications and dimensions are subject to change without prior notice. For further details please contact us.